

LMI-3000 Series Inverted Microscope System

Routine Inverted Microscope



Key Features

- » Color Corrected Infinity Optical System
- » Optional Mechanical Stage for Precise Sample Control
- » Compact Stand Design
- » LED Transmitted Illumination
- » Trinocular Head for Imaging Applications

Ideal for cell and tissue culture applications

Infinity Optical System

Provides excellent optical resolution

Attachable Mechanical Stage Available


Provide precise sample control at higher magnifications



Ergonomic Design

Focus controls are placed low on the microscope stand to provide optimal ergonomics

Phase Contrast Illumination

Phase contrast illumination system provides excellent contrast for viewing of live cell/tissue culture samples



PHASE CONTRAST		Standard Configurations	
			
SPECIFICATION		MODEL	
Part	Description	LMI3-PH1	LMI3-PH2
EYEPIECE	PLN10X/22mm, Plan high-eyepoint eyepiece	●	●
OBJECTIVES	LWD Infinity Plan Achromat Objective 4x LWDPL4x/0.1 N.A. WD= 22mm		●
	LWD Infinity Plan Achromatic Phase Contrast Objective 4x/0.13 N.A. WD = 10.4 mm	●	-
	LWD Infinity Plan Achromatic Phase Contrast Objective 10x/0.25 N.A. WD = 7.3 mm	●	●
	LWD Infinity Plan Achromatic Phase Contrast Objective 20x/0.40 N.A. WD = 6.8 mm	●	●
	LWD Infinity Plan Achromatic Phase Contrast Objective 40x/0.65 N.A. WD = 3.05 mm	●	-
HEAD TYPE	Trinocular Head, 45° inclined, 100:0, 80:20 light split, diopter adjustment and interpupillary adjustment (50-80mm)	●	●
NOSEPIECE	5-position Objective Nosepiece	●	●
CONDENSER	N.A. 0.3 Condenser, WD = 78mm, Removable	●	●
FOCUS	Coaxial Coarse and Fine Adjustment, tension adjustment, precision: 0.002mm	●	●
MECH. STAGE	Attachable Mechanical Stage, Moving Range: 120x78mm, includes vessel holders	●	-
ILLUMINATION	5W LED Transmitted Illumination	●	●
PHASE SLIDER	Pre-Centered Phase Contrast Slider 4x-40x	●	●
FILTERS	45mm IF550 Filter	●	●
	45mm LBD Filter	●	●
FILTER SLIDER	Two-position filter slider, 45mm	●	●



LAXCO Inc.

22118 20th Avenue SE, Suite 142
Bothell, Washington 98021

Sales

TEL: +1 425-686-3081

EMAIL: info@laxcoinc.com

ACCESSORIES

EYEPIECES

Part #	Description
LMCP-PLN10X22	WF HP PL 10x Eyepiece, 22mm FOV
LMCP-PLN10X22TR	WF HP PL 10x Eyepiece w/ Diopter Adjustment, 22mm FOV & Reticle
LMCP-PL15X16	WF HP PL 15x Eyepiece, 16mm FOV

FILTERS

Part #	Description
LMCP-LBD	φ45 Color Temperature Shift Filter
LMCP-XY-FCF	φ45 Yellow Contrast Filter
LMCP-IF550	φ45 Green Contrast Filter
LMCP-XY-FCF	φ45 Neutral Color Temperature Filter

STAGE MICROMETERS

Part #	Description
MP-SM100	1mm ruled with 0.01mm div
MP-SM100-C	1mm ruled with 0.01mm div, NIST Cert
MP-SM101	0.04" ruled with 0.001" div
MP-SM101-C	0.04" ruled with 0.001" div, NIST Cert
MP-SM102	2mm ruled with 0.01mm div
MP-SM102-C	2mm ruled with 0.01mm div, NIST Cert

STAGE ACCESSORIES

Part #	Description
LMCP-XDCPG	Glass stage plate
LMCP-XDCPM	Metal stage plate (Φ25 center hole)
LMCP-XDCPM2	Metal stage plate (Φ12 center hole)
LMCP-XDCPM3	Metal stage plate (crescent shaped hole)
LMCP-XDSGM	Mechanical Stage, Travel 120mm x 80mm
LMCP-XDSGEX	Stage Extension Plate
LMCP-XDSGHJ01	Φ35 Petri dish holder
LMCP-XDSGHJ02	Slides holder
LMCP-XDSGHJ03	Terasaki holder

C-MOUNT ADAPTERS

Part #	Description
LMCP-CX50MCTV0.35	0.35X C-Mount Adapter, Focusable
LMCP-CX50CTV0.5	0.5X C-Mount Adapter, Focusable
LMCP-CX50CTV06.5	0.65X C-Mount Adapter, Focusable
LMCP-CX50CTV1	1X C-Mount Adapter, Focusable

CAMERA

Part #	Description
SeBaCam5C	5MP Digital Color Camera, CMOS, w/ SeBaView Imaging Software
SeBaCam10C	10MP Digital Color Camera, CMOS, w/ SeBaView Imaging Software
SeBaCam14C	14MP Digital Color Camera, CMOS, w/ SeBaView Imaging Software
SeBaCamCool1.4C	1.4MP Digital Camera, CCD, w/ SeBaView Imaging Software. Available in Color and Monochrome
SeBaCamCool1.4M	

OBJECTIVES

Part #	Description
LMCP-OLIP4	LWD Infinity Plan Achromatic Objective 4x/0.1 N.A. WD = 22 mm
LMCP-OLIP10	LWD Infinity Plan Achromatic Objective 10x/0.25 N.A. WD = 7.94 mm
LMCP-OLIP20	LWD Infinity Plan Achromatic Objective 20x/0.40 N.A. WD = 7.66 mm
LMCP-OLIP40	LWD Infinity Plan Achromatic Objective 40x/0.60 N.A. WD = 3.71 mm
LMCP-OLIP60	LWD Infinity Plan Achromatic Objective 60x/0.70 N.A. WD = 2.50 mm
LMCP-OLIPP2N4A	LWD Infinity Plan Achromatic Phase Contrast Objective 4x/0.13 N.A. WD = 10.4 mm
LMCP-OLIPP2N10	LWD Infinity Plan Achromatic Phase Contrast Objective 10x/0.25 N.A. WD = 7.3 mm
LMCP-OLIPP2N20	LWD Infinity Plan Achromatic Phase Contrast Objective 20x/0.40 N.A. WD = 6.8 mm
LMCP-OLIPP2N40A	LWD Infinity Plan Achromatic Phase Contrast Objective 40x/0.65 N.A. WD = 3.05 mm
LMCP-OLIPF4	LWD infinity Plan Fluorite Objective 4X/0.13 WD = 18.52mm
LMCP-OLIPF10	LWD Infinity Plan Fluorite Objective 10X/0.30 WD = 7.11mm
LMCP-OLIPF20	LWD Infinity Plan Fluorite Objective 20X/0.45 N.A. WD = 5.91mm
LMCP-OLIPF40	LWD Infinity Plan Fluorite Objective 40X/0.65 WD = 1.61mm
LMCP-OLIPF60	LWD Infinity Plan Fluorite Objective 60X/0.75 N.A. WD = 1.04mm
LMCP-OLIPP2F20	LWD Infinity Plan Fluorite Phase Contrast Objective 20X/0.45 N.A. WD = 5.91mm
LMCP-OLIPP2F40	LWD Infinity Plan Fluorite Phase Contrast Objective 40X/0.65 N.A. WD = 1.61mm



LAXCO Inc.

22118 20th Avenue SE, Suite 142
Bothell, Washington 98021

Sales

TEL: +1 425-686-3081

EMAIL: info@laxcoinc.com